



Government of India, Ministry of Finance, Department of Revenue  
 भारत सरकार, वित्त मंत्रालय, राजस्व विभाग  
 Central Board of Indirect Taxes and Customs (CBIC)  
 केंद्रीय अप्रत्यक्ष कर एवं सीमा शुल्क बोर्ड (सीबीआईसी)  
 Office of the Additional Director General of Systems  
 प्रणाली महानिदेशालय के अतिरिक्त महानिदेशक का कार्यालय  
 GST and Central Excise, GST Bhavan, 1st and 5th floor,  
 जीएसटी और केंद्रीय उत्पाद शुल्क, जीएसटी भवन, पहली और पांचवी मंजिल,  
 No. 26/1, Mahatma Gandhi Road, Nungambakkam, Chennai -600034  
 सं. 26/1, महात्मा गाँधी रोड, नुगंबक्कम, चेन्नई-600034

DGSYS/APP/CZU/AGST/1/2026-ACES/GST O/o-ADG-DGS-ZU-CHENNAI

Dated as e-signed

ADVISORY NO. 08/2026 - Central Excise Amendment Declaration Filing Procedure

Sub: Filing Procedure of Central Excise Amendment Declaration in Form CE DEC-01  
 for Central Excise Taxpayers -Regarding

\*\*\*\*\*

Attention is invited to Chewing Tobacco, Jarda Scented Tobacco and Gutkha Packing Machines (Capacity Determination and Collection of Duty) Rules, 2025 (hereinafter referred as 'The Rules') issued vide Notification No. 05/2025-Central Excise (N.T.) dated 31.12.2025.

2. As per sub-section (3) of Rule 6, the manufacturer shall file a fresh declaration within fifteen days of any change in the factors relevant to production under rule 4, or in case of installation, addition or commencement of any machine.
3. Accordingly, step by step procedure for filing Amendment Declaration in FORM CE DEC-1 in the Taxpayer portal i.e., "<https://cbic-gst.gov.in>" (herein after referred to as "Portal") with screenshots is detailed in the ANNEXURE-A.
4. The above advisory may be widely circulated to sensitize the field officers and trade.

**Digitally signed by  
 Sahil Inamdar  
 Date: 24-04-2026  
 17:16:20**

साहिल इनामदार | Sahil Inamdar  
 अतिरिक्त महानिदेशक | Additional Director General,  
 प्रणाली महानिदेशालय, चेन्नई | DG Systems, Chennai

To

1. All the Pr. Chief Commissioners/Chief Commissioners of GST Zones.
2. The Pr. DG/DG, DGGI/DGGST/DG (Audit)/DG (TPS).
3. The Commissioner, GST (Policy Wing).
4. The Commissioner, Central Excise (Policy Wing).
5. All the Pr. Commissioners/Commissioners of GST.
6. The Pr. ADG /ADGs of Systems, New Delhi/ Bengaluru / Kolkata/ Mumbai
7. The Joint Secretary, TRU 1
8. The Joint Secretary, DOR.
9. Web master, CBIC

Copy submitted to.

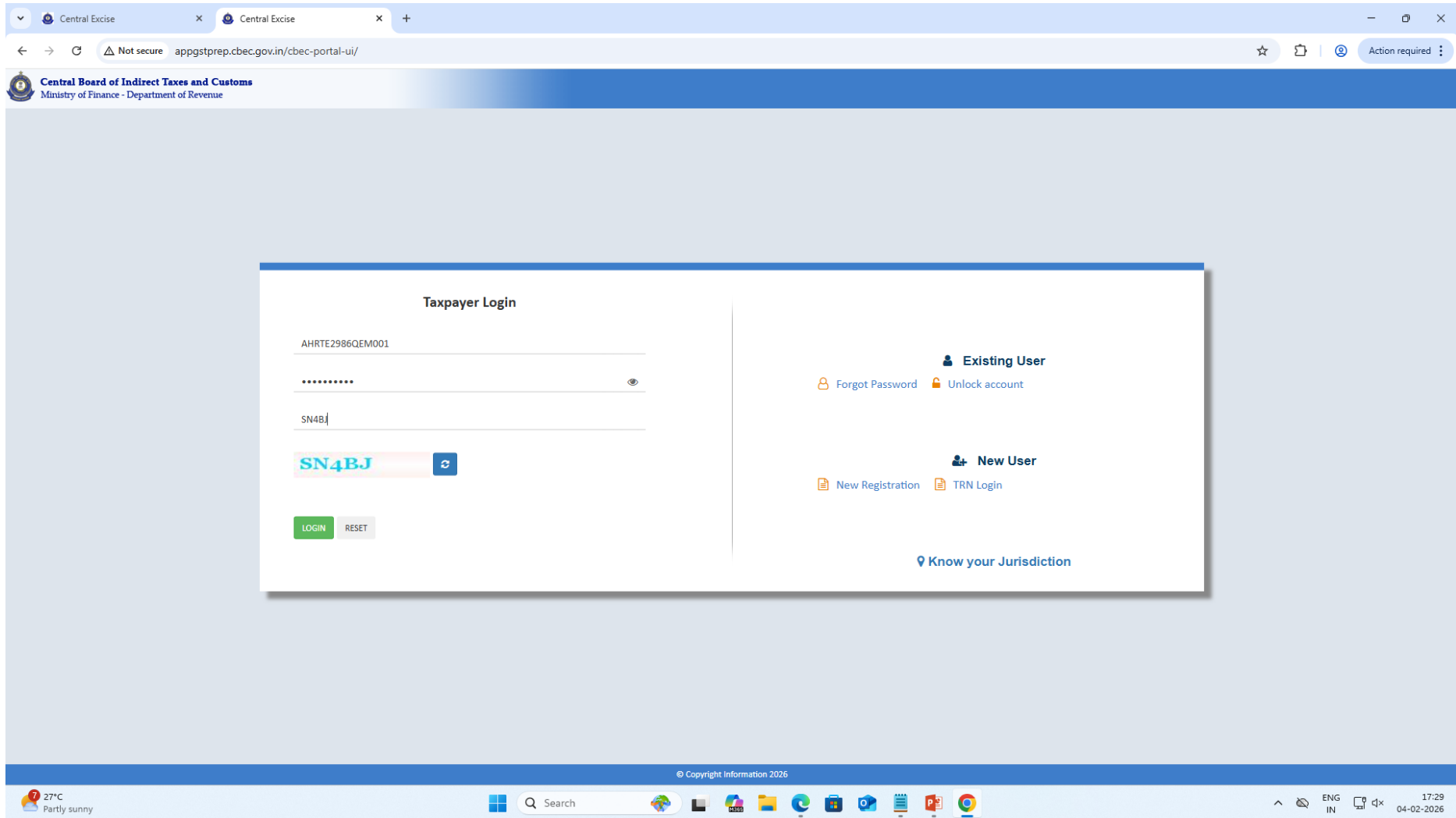
1. The Pr. Director General, Systems & Data Management, New Delhi -----for information
2. PS to the Member (IT) ----- for information.

## ANNEXURE-A: STEP BY STEP PROCEDURE FOR FILING CE AMENDMENT DECLARATION IN FORM CE DEC-1

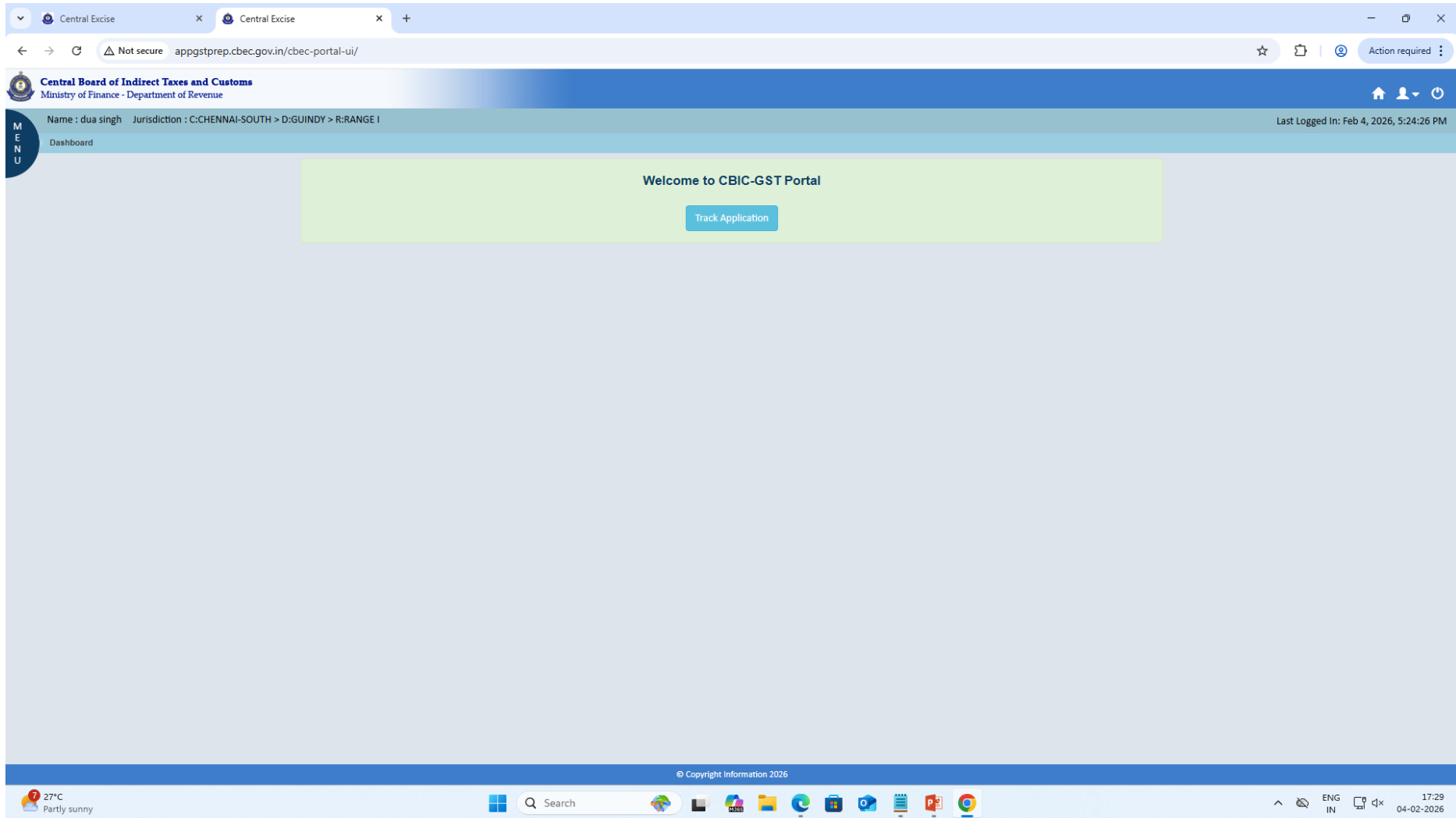
1. The portal for Central Excise is <https://cbic-gst.gov.in>.

The screenshot shows the homepage of the Central Board of Indirect Taxes and Customs (CBIC) portal. The browser address bar displays [cbic-gst.gov.in/#](https://cbic-gst.gov.in/#). The header includes the Ministry of Finance - Department of Revenue logo, the Central Board of Indirect Taxes and Customs logo, and the 'NATION TAX MARKET' logo. A navigation menu contains links for GST Acts, Services, SVLDRS, ACES (CE&ST) (highlighted with a red box), Archives, HSNS, and SBS Login. A banner below the navigation menu reads 'Report Tax Fraud, click here'. The main content area features a large orange and yellow background with the text 'CBEC Central Board of Excise and Customs is now CBIC Central Board of Indirect Taxes and Customs @cbic\_india'. Below the banner are three sections: 'What's New' with a list of updates, 'Image Gallery' with a photo of a building and the text 'GST DAY Celebrated at CBIC offices across the country', and 'CBIC MITRA HELPDESK' with contact information for a query form, 1800 425 0232, and GSTN HELPDESK. The Windows taskbar at the bottom shows the system tray with the date 04-02-2026 and time 21:47.

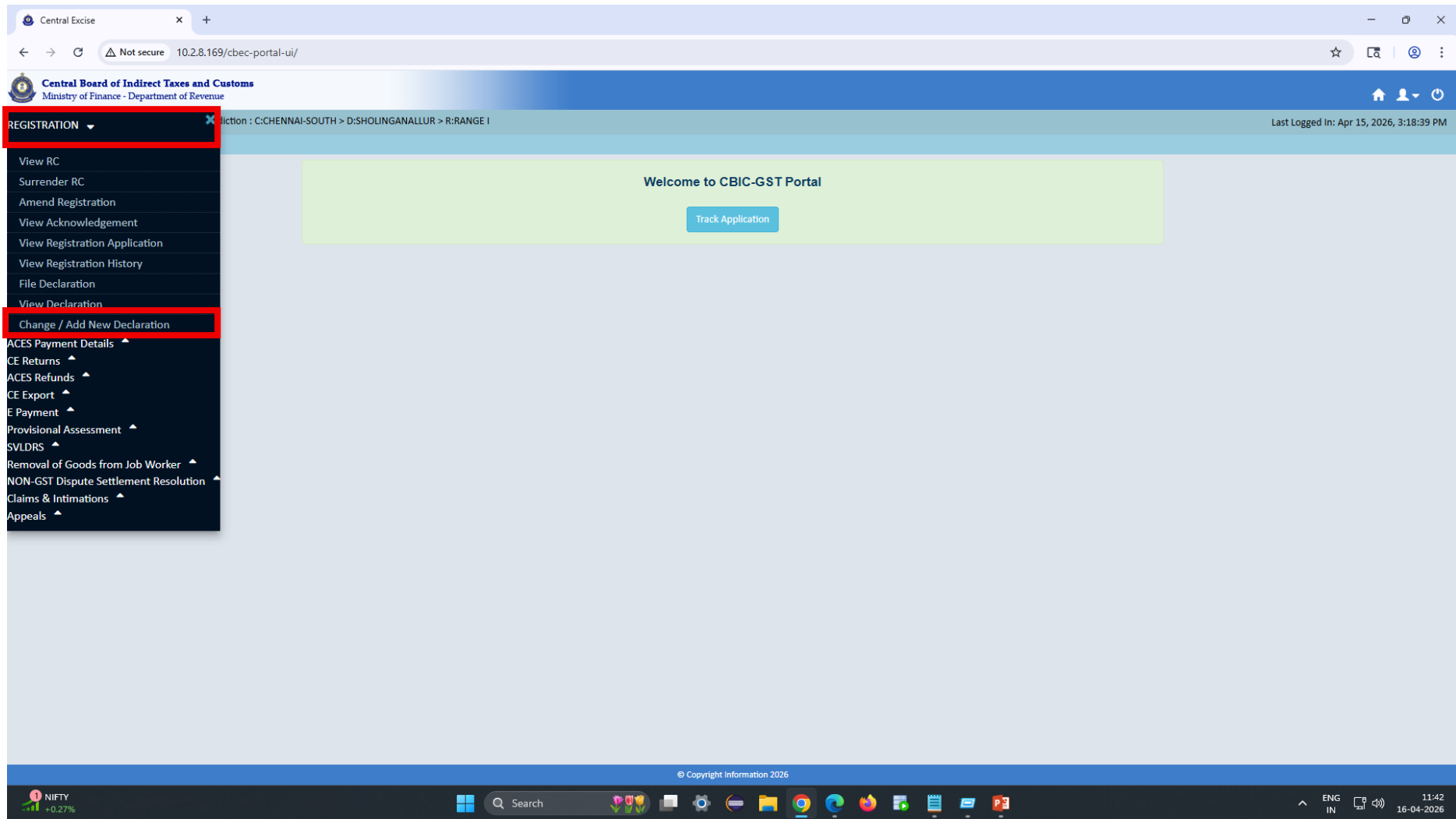
2. Click on ACES (CE& ST) > ACES (CE& ST) LOGIN which leads to the relevant Taxpayer Login page.



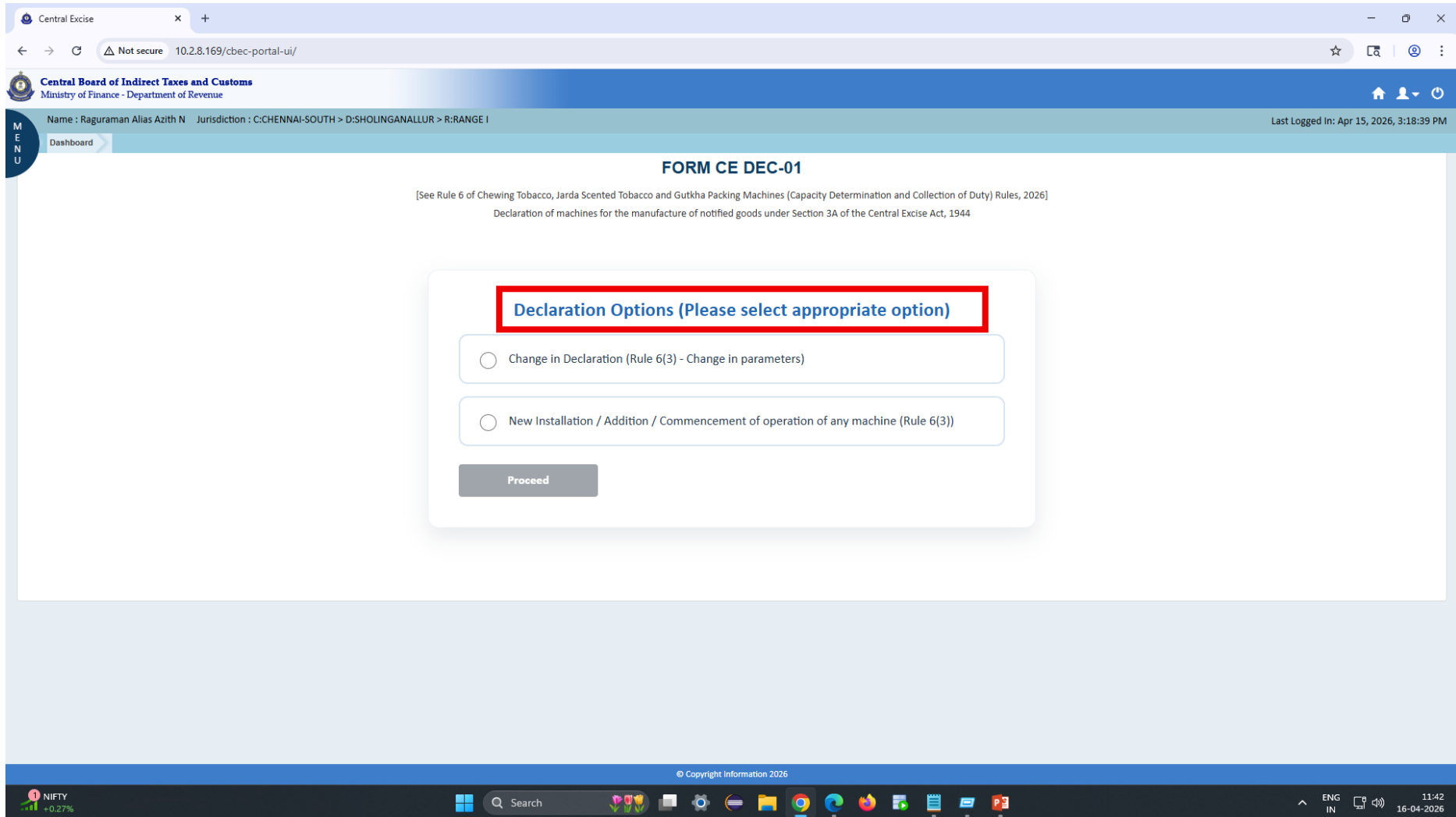
3. Taxpayer needs to enter login credentials and click on submit button, then the Taxpayer dashboard will appear.



4. Under Menu>Registration>Change/Add New Declaration.



5. On clicking “Change/Add New Declaration”, the following page will be displayed on the screen. Declaration Options will be available for the taxpayer to select through radio button.



6. The Taxpayer needs to select the relevant button (Change in Declaration (Rule 6(3))- Change in Parameters/ New Installation/Addition/Commencement of operation of any machine Rule 6(3)) from options as below and then click on “Proceed” button.

The screenshot displays a web browser window with the URL [10.2.8.169/cbec-portal-ui/](https://10.2.8.169/cbec-portal-ui/). The page header identifies the user as 'Ragu' in the 'C:CHENNAI-SOUTH > D:SHOLINGANALLUR > R:RANGE I' jurisdiction, with a last login time of 'Apr 8, 2026, 12:26:02 PM'. The main content area is titled 'FORM CE DEC-01' and includes a reference to 'Rule 6 of Chewing Tobacco, Jarda Scented Tobacco and Gutkha Packing Machines (Capacity Determination and Collection of Duty) Rules, 2026'. Below this, the form asks for a 'Declaration of machines for the manufacture of notified goods under Section 3A of the Central Excise Act, 1944'. The 'Declaration Options' section contains two radio button choices: 'Change in Declaration (Rule 6(3) - Change in parameters)' and 'New Installation / Addition / Commencement of operation of any machine (Rule 6(3))'. The second option is selected. A green 'Proceed' button is located at the bottom of the form.

## 7. New Installation/Addition/Commencement of operation of any machine (Rule 6(3)):

7.1. In case if the Taxpayer needs to add one or more machines, Taxpayer shall select the option namely “New Installation/Addition/Commencement of operation of any machine (Rule 6(3))” and then click on the “proceed” button. Then the following page will appear. The Taxpayer needs to enter the details of Notified Goods and Denomination under the table 3 i.e. “Details of Notified Goods and Denomination of Retail Sale Prices to be manufactured during the financial year”. As this is the Amendment Declaration, the Declaration Type is displayed as **Amendment Declaration (New)** at right side top corner of the Form.

Central Board of Indirect Taxes and Customs  
Ministry of Finance - Department of Revenue

Name : Ragu Jurisdiction : C:CHENNAI-SOUTH > D:SHOLINGANALLUR > R:RANGE I Last Logged In: Apr 8, 2026, 12:26:02 PM

### FORM CE DEC-01

[See Rule 6 of Chewing Tobacco, Jarda Scented Tobacco and Gutkha Packing Machines (Capacity Determination and Collection of Duty) Rules, 2026]  
Declaration of machines for the manufacture of notified goods under Section 3A of the Central Excise Act, 1944

**TYPE: Amendment Declaration (New)**

Central Excise Registration No. Legal Name Trade Name, if any  
CHTPRO365MEM007 Ragu test

Address of the Factory / Premises Address of other premises manufacturing the same products GSTIN Date of Filing  
GST Bhawan 2/22 Nungambakkam Chennai Tamilnadu 60000028 Karaikal 2/22 Tamil Nadu 609606 Enter other premises address (if any) 03/04/2026

Notified Goods and Denomination Newly Added Machines Intimation to Other Dept CCTV Details Documents Uploaded Verification

#### 3. Details of Notified Goods and Denomination of Retail Sale Prices to be manufactured during the financial year

(Refer to Section 3A of the Act)

Sl. No.	Tariff Item	Description of goods (e.g., Chewing Tobacco)	Brand Name(s)	Denomination of Retail sale price	Action
1	24039910	CHEWING TOBACCO	Vimal	12000	Edit Delete

Next Save Add New Product

© Copyright Information 2026

7.2 If the taxpayer wants to add more product, taxpayer needs to click on “Add New Product” button, then one more row will be added wherein the taxpayer has to follow the same procedure as followed in the “Initial Declaration”.

Central Board of Indirect Taxes and Customs  
Ministry of Finance - Department of Revenue

Name : Ragu Jurisdiction : C:CHENNAI-SOUTH > D:SHOLINGANALLUR > R:RANGE I Last Logged In: Apr 8, 2026, 12:26:02 PM

### FORM CE DEC-01

[See Rule 6 of Chewing Tobacco, Jarida Scented Tobacco and Gutkha Packing Machines (Capacity Determination and Collection of Duty) Rules, 2026]  
Declaration of machines for the manufacture of notified goods under Section 3A of the Central Excise Act, 1944

**TYPE: Amendment Declaration (New)**

Central Excise Registration No.  Legal Name  Trade Name, if any

Address of the Factory / Premises  Address of other premises manufacturing the same products  GSTIN  Date of Filing

Notified Goods and Denomination | Newly Added Machines | Intimation to Other Dept | CCTV Details | Documents Uploaded | Verification

#### 3. Details of Notified Goods and Denomination of Retail Sale Prices to be manufactured during the financial year

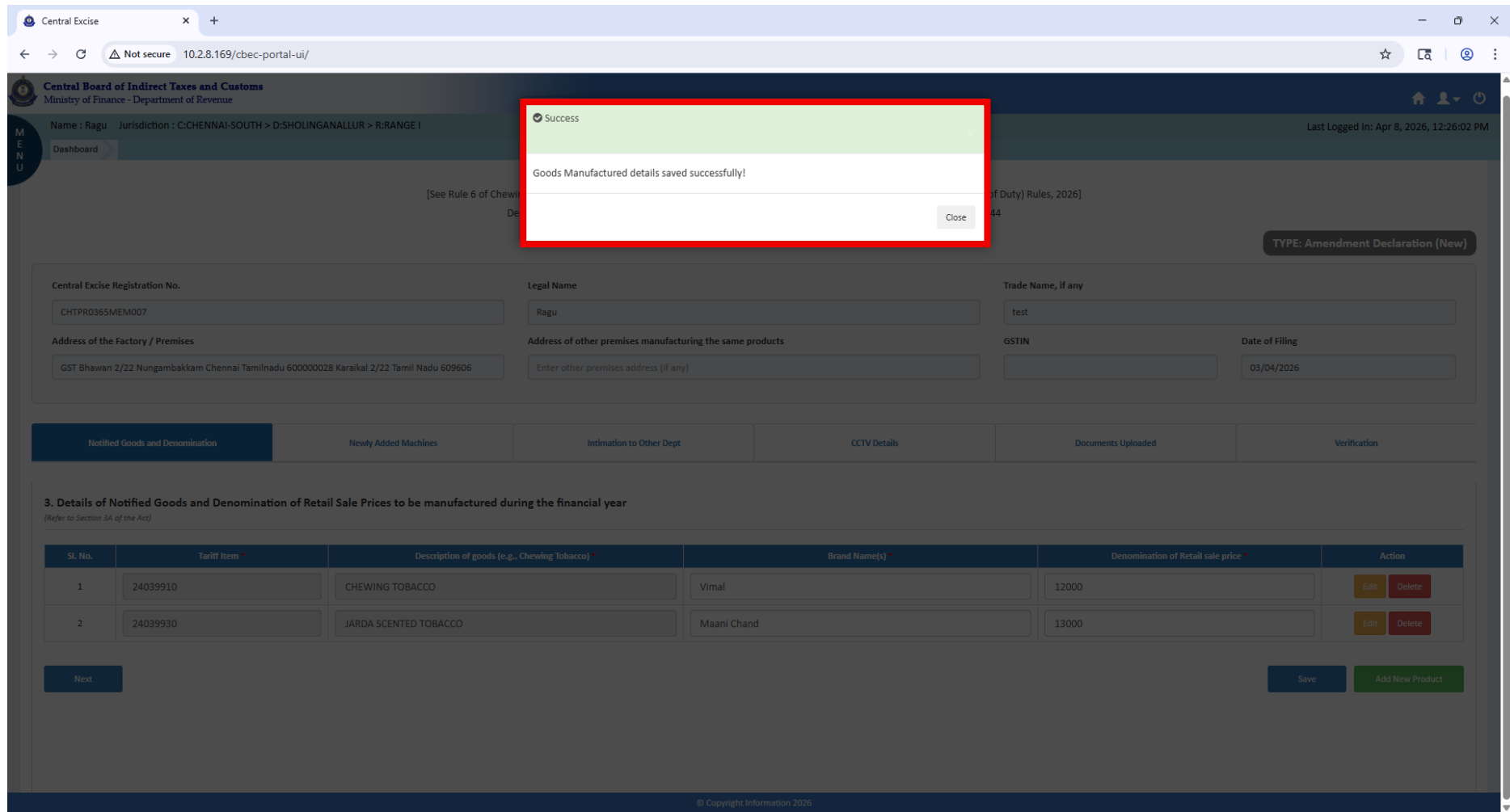
*(Refer to Section 3A of the Act)*

Sl. No.	Tariff Item	Description of goods (e.g., Chewing Tobacco)	Brand Name(s)	Denomination of Retail sale price	Action
1	24039910	CHEWING TOBACCO	Vimal	12000	<input type="button" value="Edit"/> <input type="button" value="Delete"/>

© Copyright Information 2026

29°C Mostly sunny 12:17 16-04-2026

7.3 Taxpayer should click on the save button before proceeding to the next page. Then the message namely “Goods Manufactured details saved Successfully” will appear as shown below.



**8. NEWLY ADDED MACHINE:**

**8.1.** The **Newly Added Machines** Details should be furnished in Table 5 (Part B) as below:

The registered person can enter the details of machines such as Make (if available), Model No. (if available), Name of manufacturer, Machine No, Address of the factory or premises, Date of purchase and Machine Working Status. For Machine working Status, taxpayer needs to select 'Yes' or 'No' from the dropdown menu.

The screenshot displays the 'FORM CE DEC-01' declaration form on the Central Board of Indirect Taxes and Customs portal. The form is titled 'Declaration of machines for the manufacture of notified goods under Section 3A of the Central Excise Act, 1944'. It includes a navigation menu on the left and a header with the user's name (Ragu) and jurisdiction (C:CHENNAI-SOUTH > D:SHOLINGANALLUR > R:RANGE I). The form is categorized as 'TYPE: Amendment Declaration (New)'. It contains several input fields for registration details, factory address, and trade information. Below these fields is a navigation bar with tabs for 'Notified Goods and Denomination', 'Newly Added Machines' (highlighted with a red box), 'Intimation to Other Dept', 'CCTV Details', 'Documents Uploaded', and 'Verification'. The 'Newly Added Machines' section is titled '5. Details of Machines Installed out of (4) above' and contains a table for machine details. The table has columns for Sl. No., Make, Model No., Name of manufacturer, Machine No., Address of the factory or premises, Date of purchase, Machine Working status, and Action. A single machine entry is shown with the following details: Sl. No. 1, Make PACKONIX, Model No. PE-30, Name of manufacturer UNICORN PACKAGING LLP, Machine No. 17080411926011103, Address of the factory or premises PAWAN PUTRA FLAVOURS 226110, Date of purchase 13/02/2026, and Machine Working status Yes. A red box highlights the entire table area. Below the table is a disclaimer: 'Please ensure that all relevant details for all machines and tracks are ready and accurately compiled before proceeding with filling in the Declaration form. The Unique Machine Registration Number will be generated after Submission only. Once submitted, the Declaration cannot be added to, modified, or deleted. Further, no new Declaration or modification to an existing Declaration can be initiated until the previously submitted Declaration is approved. Kindly proceed with due care and caution.'

8.2. Then the Taxpayer should click on “Add Cup/Funnel” button under action column to fill further details of the machine. Then the following 11 columns will appear to enable the taxpayer to fill in details of the machine. The procedure for filling the details is the same as done for the “Initial Declaration”.

The screenshot shows the 'Newly Added Machines' section of the CBIC portal. The page header includes the logo and name of the Central Board of Indirect Taxes and Customs, Ministry of Finance - Department of Revenue. The user is logged in as 'Ragu' with jurisdiction 'C:CHENNAI-SOUTH > D:SHOLINGANALLUR > R:RANGE I'. The page type is 'Amendment Declaration (New)'. Below the header, there are several tabs: 'Notified Goods and Denomination', 'Newly Added Machines' (selected), 'Intimation to Other Dept', 'CCTV Details', 'Documents Uploaded', and 'Verification'. The main content area is titled '5. Details of Machines Installed out of (4) above' and includes a sub-section 'Part B: Newly Added Machines (if applicable)'. A table with 9 columns is displayed, listing machine details. The first row shows a machine with 'SI. No.' 1, 'Make' 'PACKONIX', 'Model No.' 'PE-30', 'Name of manufacturer' 'UNICORN PACKAGING LLP', 'Machine No.' '17080411926011103', 'Address of the factory or premises' 'PAWAN PUTRA FLAVOURS 226110', 'Date of purchase' '13/02/2026', and 'Machine Working status' 'Yes'. The 'Action' column for this machine contains a button labeled 'Add cup or funnel', which is highlighted with a red box. Below the table, there is a section for 'Add cup or funnel Details' with 11 columns: 'Type of Machines', 'No. of cups (only for vertical machines)', 'Gear Box Ratio of the Machine', 'Revolution Per Minute of main motor', 'Number of Funnels (only for horizontal machines)', 'RSP of pouches (in Rs)', 'Nature of Packing (e.g., Pouch, Tin, Container)', 'Packing capacity of each cup or funnel', 'Total packing capacity', 'Cup or funnel Working Status', and 'Action'. The 'Action' column contains a green checkmark and a red trash icon. At the bottom of the page, there is a disclaimer: 'Please ensure that all relevant details for all machines and tracks are ready and accurately compiled before proceeding with filling in the Declaration form. The Unique Machine Registration Number will be generated after Submission only. Once submitted, the Declaration cannot be added to, modified, or deleted. Further, no new Declaration can be filed for the same Declaration number until the corresponding Declaration is approved. For assistance, contact the helpdesk.' The footer includes the copyright information '© Copyright information 2026'.

8.3. Once the details are entered in respect of the machines which are intended to be added in the declaration, the Taxpayer should click on “Save all Machine” button before proceeding to the next page. Then the message namely “The Unique Machine Registration Number will be generated on submission only” will appear as below.

The screenshot displays the user interface of the Central Board of Indirect Taxes and Customs portal. At the top, the header includes the organization's name and the user's logged-in status. A success message is prominently displayed in a green box, stating: "Success. The Unique Machine Registration Number will be generated on Submission only." Below this, the main form area contains various input fields for registration details, such as Central Excise Registration No., Legal Name, Trade Name, and Date of Filing. A navigation bar below the form highlights the "Newly Added Machines" section. Underneath, there is a table titled "5. Details of Machines Installed out of (4) above" with a sub-section for "Part B: Newly Added Machines (if applicable)". The table lists one machine with details like Make (PACKONIX), Model No. (PE-30), Name of manufacturer (UNICORN PACKAGING LLP), Machine No. (17080411926011103), Address of the factory or premises (PAWAN PUTRA FLAVOURS 226110), Date of purchase (13/02/2026), and Machine Working status (Yes). At the bottom right of the form, a "Save All Machines" button is highlighted with a red box, along with an "Add New Machine" button. A disclaimer at the bottom of the page states: "Please ensure that all relevant details for all machines and tracks are ready and accurately compiled before proceeding with filling in the Declaration form. The Unique Machine Registration Number will be generated after Submission only. Once submitted, the Declaration cannot be added to, modified, or deleted. Further, no new Declaration or modification to an existing Declaration can be initiated until the previously submitted Declaration is approved. Kindly proceed with due care and caution."

8.4. The procedure for filling 1. Details of intimation of the machines furnished to other departments (Table 7), 2. Documents Uploaded (Table 9) 3. CCTV Details (Table 10) and 4. Verification (Table 11) are to be followed as detailed for the “Initial Declaration”.

**A. Details of intimation of the machines furnished to other departments (Table 7)**

Central Excise  
 Not secure 10.2.8.169/cbec-portal-ui/  
 Central Board of Indirect Taxes and Customs  
 Ministry of Finance - Department of Revenue  
 Name : Ragu Jurisdiction : C:CHENNAI-SOUTH > D:SHOLINGANALLUR > R:RANGE I  
 Last Logged In: Apr 8, 2026, 12:26:02 PM

**FORM CE DEC-01**  
 [See Rule 6 of Chewing Tobacco, Jarda Scented Tobacco and Gutkha Packing Machines (Capacity Determination and Collection of Duty) Rules, 2026]  
 Declaration of machines for the manufacture of notified goods under Section 3A of the Central Excise Act, 1944

TYPE: Amendment Declaration (New)

Central Excise Registration No. CHTPR0365MEM007  
 Legal Name Ragu  
 Trade Name, if any test  
 Address of the Factory / Premises GST Bhawan 2/22 Nungambakkam Chennai Tamilnadu 60000028 Karaikal 2/22 Tamil Nadu 609606  
 Address of other premises manufacturing the same products Enter other premises address (if any)  
 GSTIN  
 Date of Filing 03/04/2026

Notified Goods and Denomination    Newly Added Machines    **Intimation to Other Dept**    CCTV Details    Documents Uploaded    Verification

**7. Details of the intimation of the machines furnished to other departments.**

Sl. No. (1)	Date of intimation (2)	Name of Govt. department / any other agency or organisation. (3)	Details of declaration * (Proof to be uploaded as pdf) (4)	Action (5)
1	dd/mm/yyyy		Refer to section 'Documents Upload (Table 9) and Sl. No. 4'	Add Cancel

Previous Next

© Copyright Information 2026

## B. Documents Uploaded (Table 9)

Central Excise

Not secure 10.2.8.169/cbec-portal-ui/

Central Board of Indirect Taxes and Customs  
Ministry of Finance - Department of Revenue

Name : Ragu Jurisdiction : C:CHENNAI-SOUTH > D:SHOLINGANALLUR > R:RANGE I Last Logged In: Apr 8, 2026, 12:26:02 PM

Dashboard

### FORM CE DEC-01

[See Rule 6 of Chewing Tobacco, Jarda Scented Tobacco and Gutkha Packing Machines (Capacity Determination and Collection of Duty) Rules, 2026]  
Declaration of machines for the manufacture of notified goods under Section 3A of the Central Excise Act, 1944

TYPE: Amendment Declaration (New)

Central Excise Registration No. CHTPR0365MEM007

Legal Name Ragu

Trade Name, if any test

Address of the Factory / Premises GST Bhawan 2/22 Nungambakkam Chennai Tamilnadu 60000028 Karaikal 2/22 Tamil Nadu 609606

Address of other premises manufacturing the same products Enter other premises address (if any)

GSTIN

Date of Filing 03/04/2026

Notified Goods and Denomination Newly Added Machines Intimation to Other Dept CCTV Details **Documents Uploaded** Verification

#### 9. Documents Uploaded (Maximum 5 documents, 2mb each (pdf))

Sl. No (1)	Description of Documents (2)	Document Upload (PDF only) (3)
1	Technical Specification Sheet of Machines (Manufacturer's Manual) *	chandrampet rc.pdf
2	Certificate from Chartered Engineer (certifying speed and capacity of the machines) *	v l payer.pdf
3	Layout Plan of the Factory indicating machine locations *	Form CE PMT-01.pdf
4	Other Department Intimation Declaration	Choose File No file chosen
5	Others	Choose File No file chosen

Previous Next Save

© Copyright Information 2026

Air: Moderate Now

Search

ENG IN 12:34 16-04-2026

### C. CCTV Details (Table 10)

Central Excise  
 Not secure 10.2.8.169/cbec-portal-ui/  
 Central Board of Indirect Taxes and Customs  
 Ministry of Finance - Department of Revenue  
 Name : Ragu Jurisdiction : C:CHENNAI-SOUTH > D:SHOLINGANALLUR > R:RANGE I  
 Last Logged In: Apr 8, 2026, 12:26:02 PM

**FORM CE DEC-01**  
 [See Rule 6 of Chewing Tobacco, Jarda Scented Tobacco and Gutkha Packing Machines (Capacity Determination and Collection of Duty) Rules, 2026]  
 Declaration of machines for the manufacture of notified goods under Section 3A of the Central Excise Act, 1944

**TYPE: Amendment Declaration (New)**

Central Excise Registration No. Legal Name Trade Name, if any  
 CHTPR0365MEM007 Ragu test

Address of the Factory / Premises Address of other premises manufacturing the same products GSTIN Date of Filing  
 GST Bhawan 2/22 Nungambakkam Chennai Tamilnadu 60000028 Karaikal 2/22 Tamil Nadu 609606 Enter other premises address (if any) 03/04/2026

Notified Goods and Denomination Newly Added Machines Intimation to Other Dept **CCTV Details** Documents Uploaded Verification

**10. Details of CCTV surveillance system installed in the premises**

Sl. No. (1)	Date of installation (2)	Number of CCTV cameras installed (3)	Area / Section where installed (4)	Action (5)
1	16/04/2026	12	3rd Floor	Edit Delete

Previous Next Save Add New Row

© Copyright information 2026  
 Air: Moderate Now  
 Search  
 ENG IN 12:33 16-04-2026

## D. Verification (table 11)

**Central Board of Indirect Taxes and Customs**  
Ministry of Finance - Department of Revenue

Home User Profile Refresh

Name : Raguraman Alias Azith N Jurisdiction : C:CHENNAI-SOUTH > D:SHOLINGANALLUR > R:RANGE I Last Logged In: Apr 21, 2026, 2:17:16 PM

M E N U Dashboard

### FORM CE DEC-01

[See Rule 6 of Chewing Tobacco, Jarda Scented Tobacco and Gutkha Packing Machines (Capacity Determination and Collection of Duty) Rules, 2026]  
Declaration of machines for the manufacture of notified goods under Section 3A of the Central Excise Act, 1944

**TYPE: Amendment Declaration (Change)**

<b>Central Excise Registration No.</b> CHTPR0365MEM003	<b>Legal Name</b> Raguraman Alias Azith N	<b>Trade Name, if any</b> Bosco & Co
<b>Address of the Factory / Premises</b> Gst Bhawan Test Test Test Test Test Tamil Nadu 609606	<b>Address of other premises manufacturing the same products</b> Enter other premises address (if any)	<b>GSTIN</b>  <b>Date of Filing</b> 21/04/2026

Notified Goods and Denomination	Change in Details	Intimation to Other Dept	Disposal of Machines	CCTV Details	Documents Uploaded	<b>Verification</b>
---------------------------------	-------------------	--------------------------	----------------------	--------------	--------------------	---------------------

#### 11. Verification

I, \_\_\_\_\_ (Name of Authorised Signatory), son/daughter of \_\_\_\_\_, hereby solemnly affirm and declare that the information given hereinabove is true and correct to the best of my knowledge and belief and nothing has been concealed therefrom. I understand that any false declaration is liable for penal action under the Central Excise Act, 1944 and rules made thereunder.

<b>Place *</b> Enter Place	<b>Date</b> 22/04/2026
<b>Name *</b> Enter Name	<b>Designation *</b> Enter Designation

This is a system generated document and since the taxpayer is logging in using his/her credentials, signature is not required.

Previous Save Submit Application

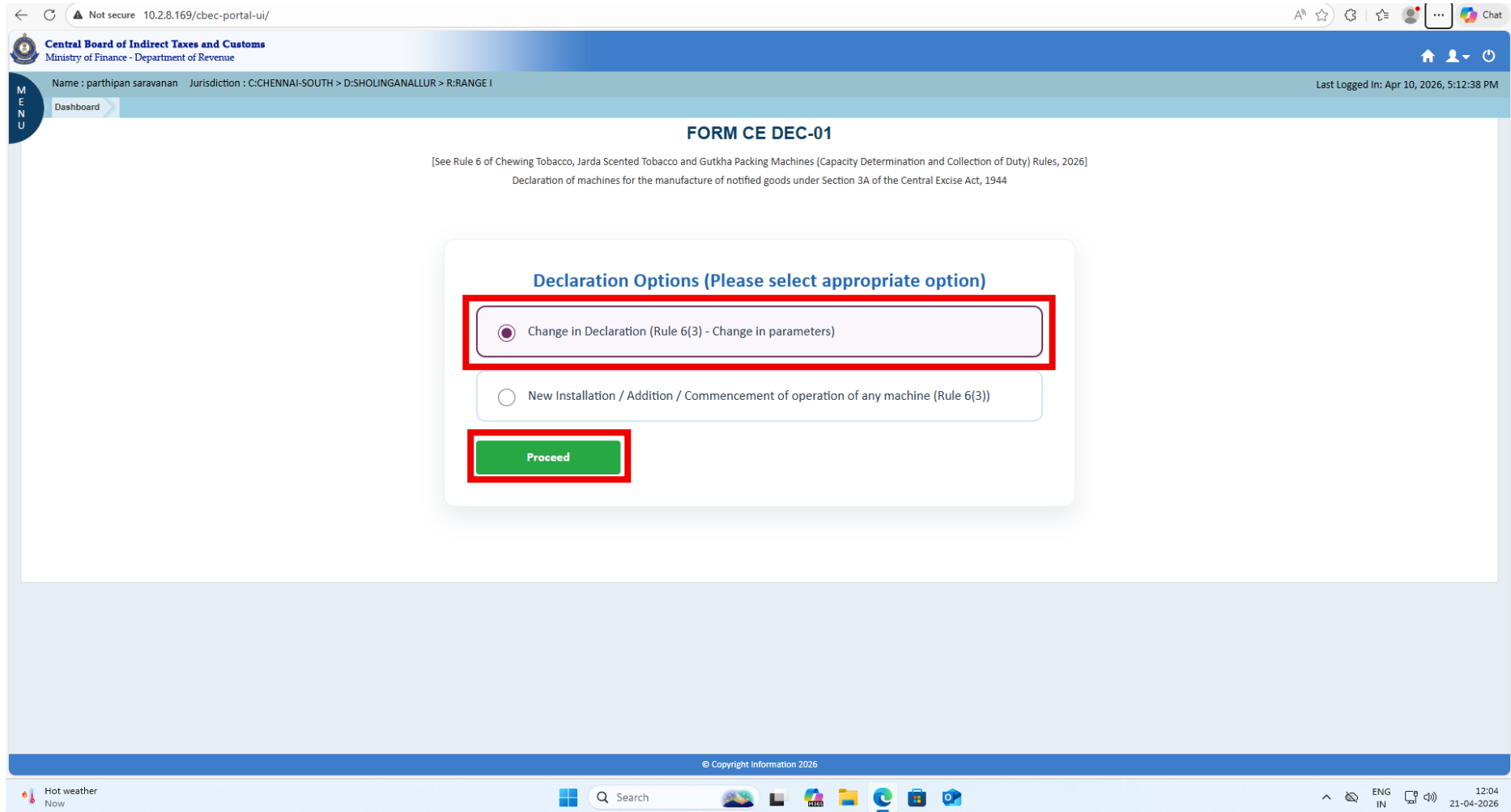
© Copyright Information 2026

8.5. Now the Taxpayer can submit the Declaration form by clicking “Submit Application” Button. A message of successful filing of form along with the “Declaration Number” will be displayed on the screen. Declaration Number will be based on the number of declarations filed.

The screenshot displays the user interface of the Central Board of Indirect Taxes and Customs. At the top, the header includes the organization's name and the user's profile information. A central notification box, highlighted with a red border, shows a green success message: "Success" and "Declaration submitted successfully. No: CHTPR0365MEM0032026010". Below this, the form contains various fields for registration details, including Central Excise Registration No., Address of the Factory / Premises, and Date of Filing. A "Verification" section follows, with a declaration statement and input fields for Place, Date, Name, and Designation. At the bottom right, there are "Save" and "Submit Application" buttons.

**9. CHANGE IN DECLARATION:**

In case the Taxpayer needs to amend any details submitted in the previous declarations, Taxpayer shall select the option namely “Change in Declaration (Rule 6(3))- Change in Parameters” and then click on “Proceed” button.



9.1. Once the proceed button is clicked on, the following page with basic details of the Taxpayer will be auto populated. As this is the Amendment Declaration, the Declaration Type is displayed as **Amendment Declaration (Change)** at right side top corner of the Form. Under the tab “Notified Goods and Denomination”, the taxpayer cannot amend/change any detail in the Table 3 i.e., Details of Notified Goods and Denomination of Retail Sale Prices to be manufactured during the financial year.

Central Board of Indirect Taxes and Customs  
Ministry of Finance - Department of Revenue

Name : Raguraman Alias Azith N Jurisdiction : C:CHENNAI-SOUTH > D:SHOLINGANALLUR > R:RANGE I Last Logged In: Apr 15, 2026, 3:18:39 PM

**FORM CE DEC-01**  
[See Rule 6 of Chewing Tobacco, Jarida Scented Tobacco and Gutkha Packing Machines (Capacity Determination and Collection of Duty) Rules, 2026]  
Declaration of machines for the manufacture of notified goods under Section 3A of the Central Excise Act, 1944

**TYPE: Amendment Declaration (Change)**

Central Excise Registration No. CHTPR0365MEM014  
Legal Name Raguraman Alias Azith N  
Trade Name, if any Bosco & Co  
Address of the Factory / Premises test test test test 609606 test test Tamil Nadu 609606  
Address of other premises manufacturing the same products Enter other premises address (if any)  
GSTIN  
Date of Filing 06/04/2026

**Notified Goods and Denomination** | Change in Details | Intimation to Other Dept | Disposal of Machines | CCTV Details | Documents Uploaded | Verification

**3. Details of Notified Goods and Denomination of Retail Sale Prices to be manufactured during the financial year**  
(Refer to Section 3A of the Act)

Sl. No.	Tariff Item *	Description of goods (e.g., Chewing Tobacco) *	Brand Name(s) *	Denomination of Retail sale price *	Action
1	24039910	CHEWING TOBACCO	Test	120000	
2	24039990	GUTKHA	Test Brand	1500	
3	24039910	CHEWING TOBACCO	Shankar	7	

Next

© Copyright Information 2026

9.2 Change in details: On clicking “Change in Details” tab, the page with table 6 will appear. In case the taxpayer needs to amend machine details, Registration Number of the relevant machine should be selected from the dropdown menu under column 2.

Central Board of Indirect Taxes and Customs  
Ministry of Finance - Department of Revenue

Name : Raguraman Alias Azith N Jurisdiction : C:CHENNAI-SOUTH > D:SHOLINGANALLUR > R:RANGE I Last Logged In: Apr 15, 2026, 3:18:39 PM

### FORM CE DEC-01

[See Rule 6 of Chewing Tobacco, Jarda Scented Tobacco and Gutkha Packing Machines (Capacity Determination and Collection of Duty) Rules, 2026]  
Declaration of machines for the manufacture of notified goods under Section 3A of the Central Excise Act, 1944

**TYPE: Amendment Declaration (Change)**

Central Excise Registration No.  Legal Name  Trade Name, if any

Address of the Factory / Premises  Address of other premises manufacturing the same products  GSTIN  Date of Filing

Notified Goods and Denomination | **Change in Details** | Intimation to Other Dept | Disposal of Machines | CCTV Details | Documents Uploaded | Verification

#### 6. Change in Details (For Declaration under Rule 6(3))

*(Enter the serial No. of the machine and the previously given details in table 5 will be auto-fetched. The details in the rows where parameters have been changed may be edited)*

Sl. No.	Registration No. of the Machine *	Make (if available) *	Model No. (if available) *	Name of manufacturer *	Machine No. *	Location of installation *	Date of change in any parameter listed	Machine Working status *	Action
(1)	(2)	(3)	(4)	(7)	(5)	(6)	(14)	(13)	
1	<input type="text"/>	<input type="text"/>	<input type="text"/>	<input type="text"/>	<input type="text"/>	<input type="text"/>	dd/mm/yyyy <input type="text"/>	<input type="text"/>	<input type="text"/>

Please ensure that all relevant details for all machines and tracks are ready and accurately compiled before proceeding with filling in the Declaration form. The Unique Machine Registration Number will be generated after Submission only. Once submitted, the Declaration cannot be added to, modified, or deleted. Further, no new Declaration or modification to an existing Declaration can be initiated until the previously submitted Declaration is approved. Kindly proceed with due care and caution.

© Copyright Information 2026

NIFTY +0.27% Search 11:43 16-04-2026

9.3. Once the Registration Number of the machine is selected from the dropdown menu, relevant machine details submitted in the previous declaration will be displayed. Details can be amended by clicking on the 'Edit' button (yellow in colour) under "Action" column where it will change into green tick.

Central Board of Indirect Taxes and Customs  
Ministry of Finance - Department of Revenue

Name : Raguraman Alias Azith N Jurisdiction : C:CHENNAI-SOUTH > D:SHOLINGANALLUR > R:RANGE 1 Last Logged In: Apr 15, 2026, 3:18:39 PM

Dashboard

### FORM CE DEC-01

[See Rule 6 of Chewing Tobacco, Jarda Scented Tobacco and Gutkha Packing Machines (Capacity Determination and Collection of Duty) Rules, 2026]  
Declaration of machines for the manufacture of notified goods under Section 3A of the Central Excise Act, 1944

TYPE: Amendment Declaration (Change)

Central Excise Registration No. CHTPR0365MEM014

Legal Name Raguraman Alias Azith N

Trade Name, if any Bosco & Co

Address of the Factory / Premises test test test test 609606 test test Tamil Nadu 609606

Address of other premises manufacturing the same products Enter other premises address (if any)


GSTIN

Date of Filing 06/04/2026

Notified Goods and Denomination **Change in Details** Intimation to Other Dept Disposal of Machines CCTV Details Documents Uploaded Verification

#### 6. Change in Details (For Declaration under Rule 6(3))

(Enter the serial No. of the machine and the previously given details in table 5 will be auto-fetched. The details in the rows where parameters have been changed may be edited)

Sl. No.	Registration No. of the Machine *	Make (if available) *	Model No. (if available) *	Name of manufacturer *	Machine No. *	Location of installation *	Date of change in any parameter listed	Machine Working status *	Action
(1)	(2)	(3)	(4)	(7)	(5)	(6)	(14)	(13)	
1	CHTPR0365MEM014001	Make12345	123456	12345678910	123456789		dd/mm/yyyy	Yes	

Please ensure that all relevant details for all machines and tracks are ready and accurately compiled before proceeding with filling in the Declaration form. The Unique Machine Registration Number will be generated after Submission only. Once submitted, the Declaration cannot be added to, modified, or deleted. Further, no new Declaration or modification to an existing Declaration can be initiated until the previously submitted Declaration is approved. Kindly proceed with due care and caution.

© Copyright information 2026

9.4. The following 11 columns with the details entered in the previous declaration will appear to enable the taxpayer to amend/ change details of the machine. Taxpayer needs to enter one more new column namely “Weight of packages which can be paced on the machine (in grams)”. After entering/amending the details, the taxpayer needs to save the details by clicking on the Green tick. The details entered in respect of the selected machine will be saved on clicking the “Save Machine” button.

Central Board of Indirect Taxes and Customs  
Ministry of Finance - Department of Revenue

Name : Raguraman Alias Azith N Jurisdiction : C:CHENNAI-SOUTH > D:SHOLINGANALLUR > R:RANGE I Last Logged In: Apr 15, 2026, 3:18:39 PM

Dashboard

Notified Goods and Denomination Change in Details Intimation to Other Dept Disposal of Machines CCTV Details Documents Uploaded Verification

### 6. Change in Details (For Declaration under Rule 6(3))

(Enter the serial No. of the machine and the previously given details in table 5 will be auto-fetched. The details in the rows where parameters have been changed may be edited)

Sl. No.	Registration No. of the Machine *	Make (if available) *	Model No. (if available) *	Name of manufacturer *	Machine No. *	Location of installation *	Date of change in any parameter listed *	Machine Working status *	Action
(1)	(2)	(3)	(4)	(7)	(5)	(6)	(14)	(13)	
1	CHTPR0365MEM014001	Make12345	123456	12345678910	123456789	5th Floor	16/04/2026	Yes	<input checked="" type="checkbox"/>

Add/Edit Track Details (Row 1)

Cup or funnel Reg No. *	Type of Machines *	No. of cups (only for vertical machines) (4)	Nature of Packing (e.g., Pouch, Tin, Container) (5)	Gear Box Ratio of the Machine * ⓘ As per certificate of Chartered Engineer (6)	Revolution Per Minute of main motor * ⓘ As per certificate of Chartered Engineer (7)	Number of Funnels (only for horizontal machines) * ⓘ As per certificate of Chartered Engineer (8)	Weight of packages which can be packed on the machine (in grams) * (9)	RSP of packages packed (in Rs) * (10)	Packing capacity of each cup or funnel * ⓘ Maximum No. of packages which can be packed for a particular weight of package in a minute (as certified by Chartered Engineer) (11)	Total packing capacity * ⓘ of the machine for a specific weight of package to be packed in a minute (Maximum Rated Speed) (12)	Cup or funnel Working Status (Y/N) (13)	Action
CHTPR0365MEM014001TK001	Vertical	10	1200	50:2	1600		12	12	120	1200.00	Yes	<input checked="" type="checkbox"/>
CHTPR0365MEM014001TK002	Horizontal		1300	20:2	1700	15	13	13	130	1950.00	No	<input checked="" type="checkbox"/>

Add New Track

Previous Next

Save Machine Cancel

Save All Machines

Please ensure that all relevant details for all machines and tracks are ready and accurately compiled before proceeding with filling in the Declaration form. The Unique Machine Registration Number will be generated after Submission only. Once submitted, the Declaration cannot be added to, modified, or deleted. Further, no new Declaration or modification to an existing Declaration can be initiated until the previously submitted Declaration is approved. Kindly proceed with due care and caution.

© Copyright Information 2026

9.5. Once the machine details are saved, on clicking “Add Machine to list” button, the data amended/changed will be saved in respect of the machine and the complete machine details will be saved and added to the list. The same procedure has to be followed for other machines also in case the taxpayer intends to change the details.

Central Board of Indirect Taxes and Customs  
Ministry of Finance - Department of Revenue

Name : Raguraman Alias Azith N Jurisdiction : C:CHENNAI-SOUTH > D:SHOLINGANALLUR > R:RANGE I  
Last Logged In: Apr 15, 2026, 3:18:39 PM

Dashboard

Notified Goods and Denomination Change in Details Intimation to Other Dept Disposal of Machines CCTV Details Documents Uploaded Verification

### 6. Change in Details (For Declaration under Rule 6(3))

(Enter the serial No. of the machine and the previously given details in table 5 will be auto-fetched. The details in the rows where parameters have been changed may be edited)

Sl. No.	Registration No. of the Machine *	Make (if available) *	Model No. (if available) *	Name of manufacturer *	Machine No. *	Location of installation *	Date of change in any parameter listed *	Machine Working status *	Action
(1)	(2)	(3)	(4)	(7)	(5)	(6)	(14)	(13)	
1	CHTPR0365MEM014001	Make12345	123456	12345678910	123456789	5th Floor	16/04/2026	Yes	
2	CHTPR0365MEM014002	Indigo987654	32568974566A	Indigo	4567891023456	6th Floor	16/04/2026	Yes	

Add cup or funnel Details

Cup or funnel Reg No. *	Type of Machines *	No. of cups (only for vertical machines) *	Nature of Packing (e.g., Pouch, Tin, Container) *	Gear Box Ratio of the Machine * ⓘ As per certificate of Chartered Engineer	Revolution Per Minute of main motor * ⓘ As per certificate of Chartered Engineer	Number of Funnels (only for horizontal machines) * ⓘ As per certificate of Chartered Engineer	Weight of packages which can be packed on the machine (in grams) *	RSP of packages packed (in Rs) *	Packing capacity of each cup or funnel * ⓘ Maximum No. of packages which can be packed for a particular weight of package in a minute (as certified by Chartered Engineer)	Total packing capacity * ⓘ of the machine for a specific weight of package to be packed in a minute (Maximum Rated Speed)	Cup or funnel Working Status (Y/N) *	Action
(1)	(2)	(4)	(5)	(6)	(7)	(8)	(9)	(10)	(11)	(12)	(13)	
CHTPR0365MEM014002TK001	Vertical	10	Container	50:3	1600		Required	205	15	150	Yes	

Add New Track

**Add Machine To List** Cancel

Previous Next Save All Machines

Please ensure that all relevant details for all machines and tracks are ready and accurately compiled before proceeding with filling in the Declaration form. The Unique Machine Registration Number will be generated after Submission only. Once submitted, the Declaration cannot be added to, modified, or deleted. Further, no new

© Copyright information 2026

9.6. On clicking the “Save all Machines” button, all the changes entered will be saved and the following page with the message “Change Details Saved Successfully” will appear.

The screenshot shows the Central Board of Indirect Taxes and Customs portal. A success message is displayed in a green box: "Success Change details saved successfully!". Below the message is a "Close" button. The main content area is titled "6. Change in Details (For Declaration under Rule 6(3))". It contains a table with columns for Sl. No., Registration No. of the Machine, Make, Model No., Name of manufacturer, Machine No., Location of installation, Date of change in any parameter listed, Machine Working status, and Action. Below this table is a section for "Add cup or funnel Details" with a table for machine specifications. At the bottom right, the "Save All Machines" button is highlighted with a red box.

Central Board of Indirect Taxes and Customs  
Ministry of Finance - Department of Revenue

Name : Raguraman Alias Azith N Jurisdiction : C:CHENNAI-SOUTH > D:SHOLINGANALLUR > R:RANGE I  
Last Logged In: Apr 15, 2026, 3:18:39 PM

Dashboard Change in Details

6. Change in Details (For Declaration under Rule 6(3))  
*(Enter the serial No. of the machine and the previously given details in table 3 will be auto-fetched. The details in the rows where parameters have been changed may be edited)*

Sl. No.	Registration No. of the Machine	Make (if available)	Model No. (if available)	Name of manufacturer	Machine No.	Location of installation	Date of change in any parameter listed	Machine Working status	Action
(1)	(2)	(3)	(4)	(7)	(5)	(6)	(14)	(13)	
1	CHTPR0365MEM014001	Make12345	123456	12345678910	123456789	5th Floor	16/04/2026	Yes	
2	CHTPR0365MEM014002	Indigo987654	32568974566A	Indigo	4567891023456	6th Floor	16/04/2026	Yes	

Add cup or funnel Details

Cup or funnel Reg No.	Type of Machines	No. of cups (only for vertical machines)	Nature of Packing (e.g., Pouch, Tin, Container)	Gear Box Ratio of the Machine As per certificate of Chartered Engineer	Revolution Per Minute of main motor As per certificate of Chartered Engineer	Number of Funnels (only for horizontal machines) As per certificate of Chartered Engineer	Weight of packages which can be packed on the machine (in grams)	RSP of packages packed (in fts)	Packing capacity of each cup or funnel Maximum No. of packages which can be packed for a particular weight of package in a minute (as certified by Chartered Engineer)	Total packing capacity of the machine for a specific weight of package to be packed in a minute (Maximum Rated Speed)	Cup or funnel Working Status (Y/N)	Action
(1)	(2)	(4)	(5)	(6)	(7)	(8)	(9)	(10)	(11)	(12)	(13)	
CHTPR0365MEM014002TK001	Vertical	10	Container	50:3	1600		Required	205	15	150	Yes	

Add New Track

Previous Next

Add Machine To List Cancel

Save All Machines

Please ensure that all relevant details for all machines and tracks are ready and accurately compiled before proceeding with filling in the Declaration form. The Unique Machine Registration Number will be generated after Submission only. Once submitted, the Declaration cannot be added to, modified, or deleted. Further, no new Declaration or modification to an existing Declaration can be initiated until the previously submitted Declaration is approved. Kindly proceed with due care and caution.

© Copyright Information 2026

Top Stories  
US won't renew...

Search

ENG IN 11:47  
16-04-2026

9.7. In case the taxpayer is having only one machine and is Amending/Changing the details of the existing machine, columns under the tabs “Intimation to Other Dept” and “Disposal of Machines” are not applicable. Taxpayer can skip these two tabs. The machine for which details were amended/changed cannot be disposed at the same time.

Central Board of Indirect Taxes and Customs  
Ministry of Finance - Department of Revenue

Name : Raguraman Alias Azith N Jurisdiction : C:CHENNAI-SOUTH > D:SHOLINGANALLUR > R:RANGE I Last Logged In: Apr 15, 2026, 3:18:39 PM

### FORM CE DEC-01

[See Rule 6 of Chewing Tobacco, Jarda Scented Tobacco and Gutkha Packing Machines (Capacity Determination and Collection of Duty) Rules, 2026]  
Declaration of machines for the manufacture of notified goods under Section 3A of the Central Excise Act, 1944

**TYPE: Amendment Declaration (Change)**

Central Excise Registration No.  Legal Name  Trade Name, if any

Address of the Factory / Premises  Address of other premises manufacturing the same products  GSTIN  Date of Filing

Notified Goods and Denomination | Change in Details | **Intimation to Other Dept** | Disposal of Machines | CCTV Details | Documents Uploaded | Verification

**7. Details of the intimation of the machines furnished to other departments.**

Sl. No.	Date of intimation *	Name of Govt. department / any other agency or organisation. *	Details of declaration * (Proof to be uploaded as pdf)	Action
(1)	(2)	(3)	(4)	(5)
No records found				

Previous Next

© Copyright information 2026

## 10. DISPOSAL OF MACHINE:

10.1. In case the taxpayer wants to dispose one or more machines, then the taxpayer needs to click on “Disposal of Machine”. On clicking the “Disposal of machines” tab, the following page with table 8 will appear. The taxpayer needs to select the machine registration number from the dropdown menu under the column “Registration No. of Machine” and details such as “Date of Disposal” and “Reason of Disposal (Supplied / Condemned)” are to be entered. In case of more than one machine, the details can be entered by clicking on “Add New Row”. For saving the entries made in respect of machines, the taxpayer needs to click on “Save” button against every machine under action column.

Central Excise  
Not secure 10.2.8.169/cbec-portal-ui/

Central Board of Indirect Taxes and Customs  
Ministry of Finance - Department of Revenue

Name : Raguraman Alias Azith N Jurisdiction : C:CHENNAI-SOUTH > D:SHOLINGANALLUR > R:RANGE I Last Logged In: Apr 15, 2026, 3:18:39 PM

Dashboard

**FORM CE DEC-01**  
[See Rule 6 of Chewing Tobacco, Jarda Scented Tobacco and Gutkha Packing Machines (Capacity Determination and Collection of Duty) Rules, 2026]  
Declaration of machines for the manufacture of notified goods under Section 3A of the Central Excise Act, 1944

TYPE: Amendment Declaration (Change)

Central Excise Registration No. CHTPR0365MEM014  
Legal Name Raguraman Alias Azith N  
Trade Name, if any Bosco & Co  
Address of the Factory / Premises test test test test 609606 test test Tamil Nadu 609606  
Address of other premises manufacturing the same products Enter other premises address (if any)  
GSTIN  
Date of Filing 06/04/2026

Notified Goods and Denomination Change in Details Intimation to Other Dept **Disposal of Machines** CCTV Details Documents Uploaded Verification

**8. Disposal of Packing Machines**  
(To be filed as an amendment)

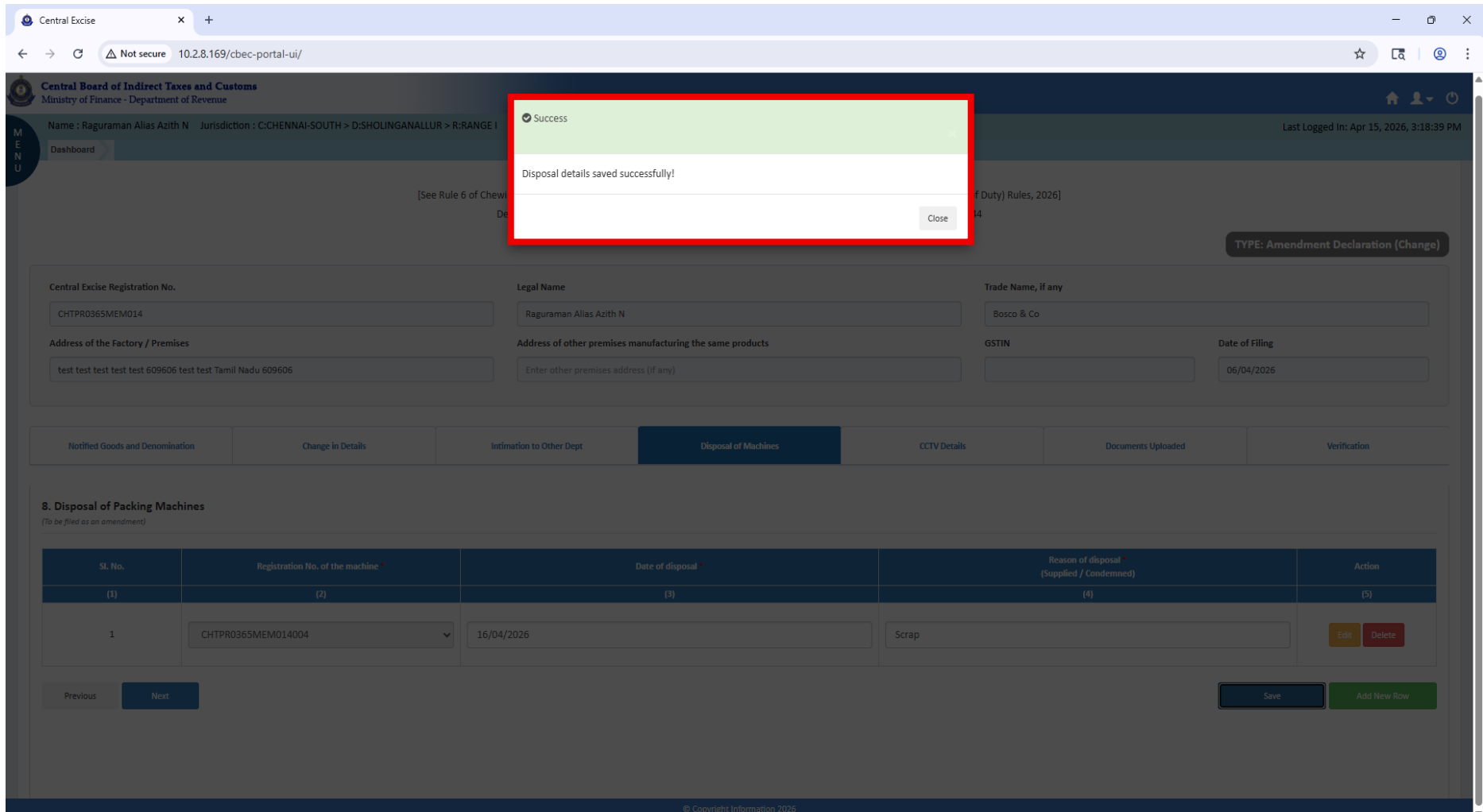
Sl. No.	Registration No. of the machine	Date of disposal	Reason of disposal (Supplied / Condemned)	Action
(1)	(2)	(3)	(4)	(5)
1	CHTPR0365MEM014004	16/04/2026	Scrap	Edit Delete

Previous Next Save Add New Row

© Copyright Information 2026

28°C Mostly sunny Search 11:48 AM 16-04-2026

10.2. On clicking the “Save” button, all the entries made will be saved and the following page with the message “Disposal details Saved Successfully” will appear.



## 11. CCTV Details:

11.1. On clicking the “CCTV Details” tab, the entries made in the previous declaration will appear where the taxpayer can amend/change the details by clicking edit button.

The screenshot shows the Central Excise portal interface. The user is logged in as Raguraman Alias Azith N, with jurisdiction C:CHENNAI-SOUTH > D:SHOLINGANALLUR > R:RANGE I. The page title is 'FORM CE DEC-01' and it is for an 'Amendment Declaration (Change)'. The main content area is titled '10. Details of CCTV surveillance system installed in the premises'. A table lists the installed CCTV cameras:

Sl. No. (1)	Date of installation (2)	Number of CCTV cameras installed (3)	Area / Section where installed (4)	Action (5)
1	02/04/2026	10	10	<a href="#">Edit</a> <a href="#">Delete</a>

Navigation buttons include 'Previous', 'Next', 'Save', and 'Add New Row'. The 'CCTV Details' tab in the navigation bar is highlighted with a red box, and the 'Edit' button in the table is also highlighted with a red box.

11.2. Once the details are amended/ changed, the taxpayer needs to click “Update” button for saving the changes made. In case of adding new details in respect of CCTV details, the taxpayer needs to click on button “Add new row”.

Central Excise  
Not secure 10.2.8.169/cbec-portal-ui/

Central Board of Indirect Taxes and Customs  
Ministry of Finance - Department of Revenue

Name : Raguraman Alias Azith N Jurisdiction : C:CHENNAI-SOUTH > D:SHOLINGANALLUR > R:RANGE I Last Logged In: Apr 15, 2026, 3:18:39 PM

Dashboard

### FORM CE DEC-01

[See Rule 6 of Chewing Tobacco, Jarda Scented Tobacco and Gutkha Packing Machines (Capacity Determination and Collection of Duty) Rules, 2026]  
Declaration of machines for the manufacture of notified goods under Section 3A of the Central Excise Act, 1944

TYPE: Amendment Declaration (Change)

Central Excise Registration No. CHTPR0365MEM014  
Legal Name Raguraman Alias Azith N  
Trade Name, if any Bosco & Co  
Address of the Factory / Premises test test test test 609606 test test Tamil Nadu 609606  
Address of other premises manufacturing the same products Enter other premises address (if any)  
GSTIN  
Date of Filing 06/04/2026

Notified Goods and Denomination Change in Details Intimation to Other Dept Disposal of Machines **CCTV Details** Documents Uploaded Verification

#### 10. Details of CCTV surveillance system installed in the premises

Sl. No. (1)	Date of installation (2)	Number of CCTV cameras installed (3)	Area / Section where installed (4)	Action (5)
1	02/04/2026	12	10	<b>Update</b> Cancel

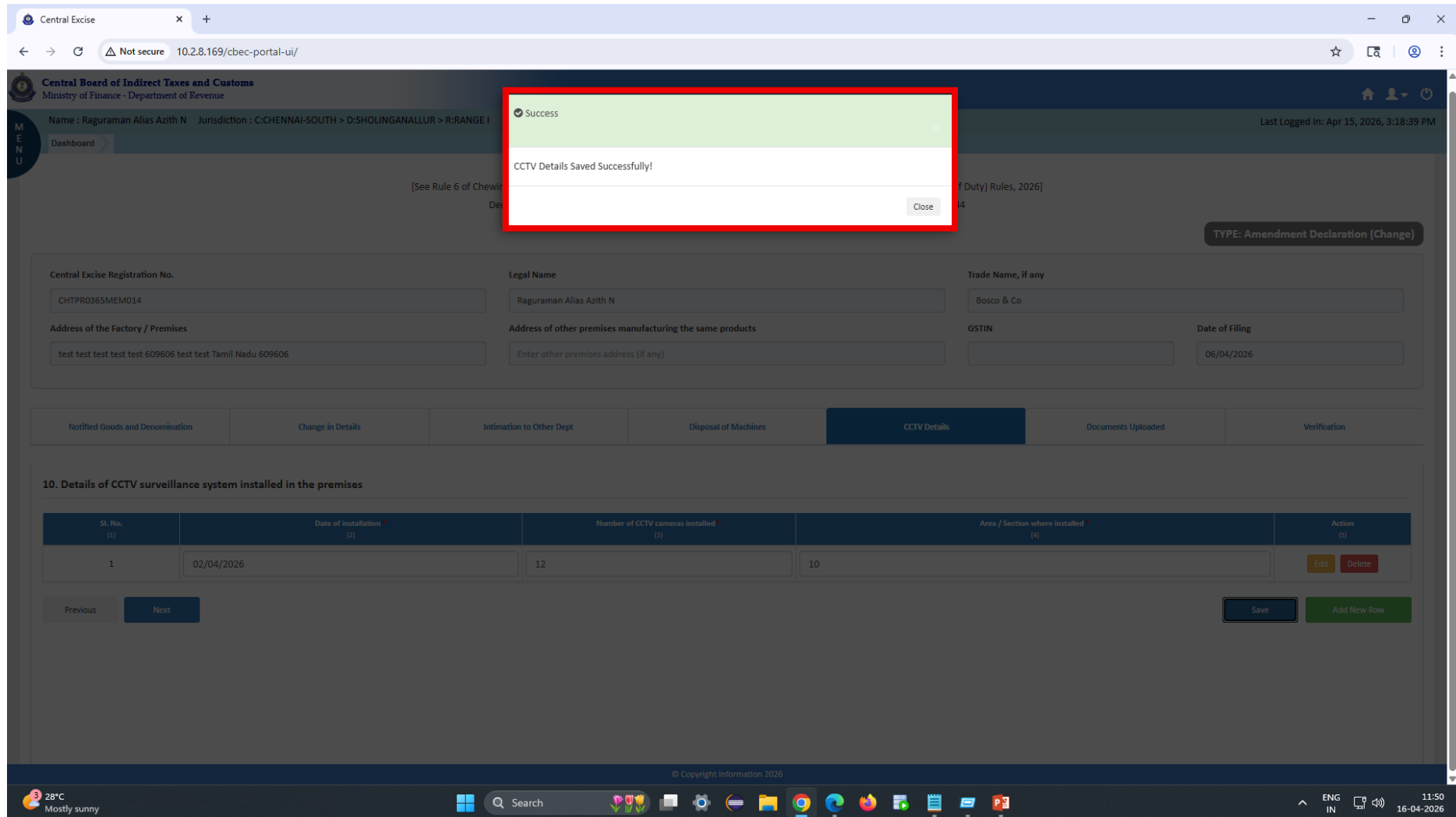
Previous Next

**Add New Row**

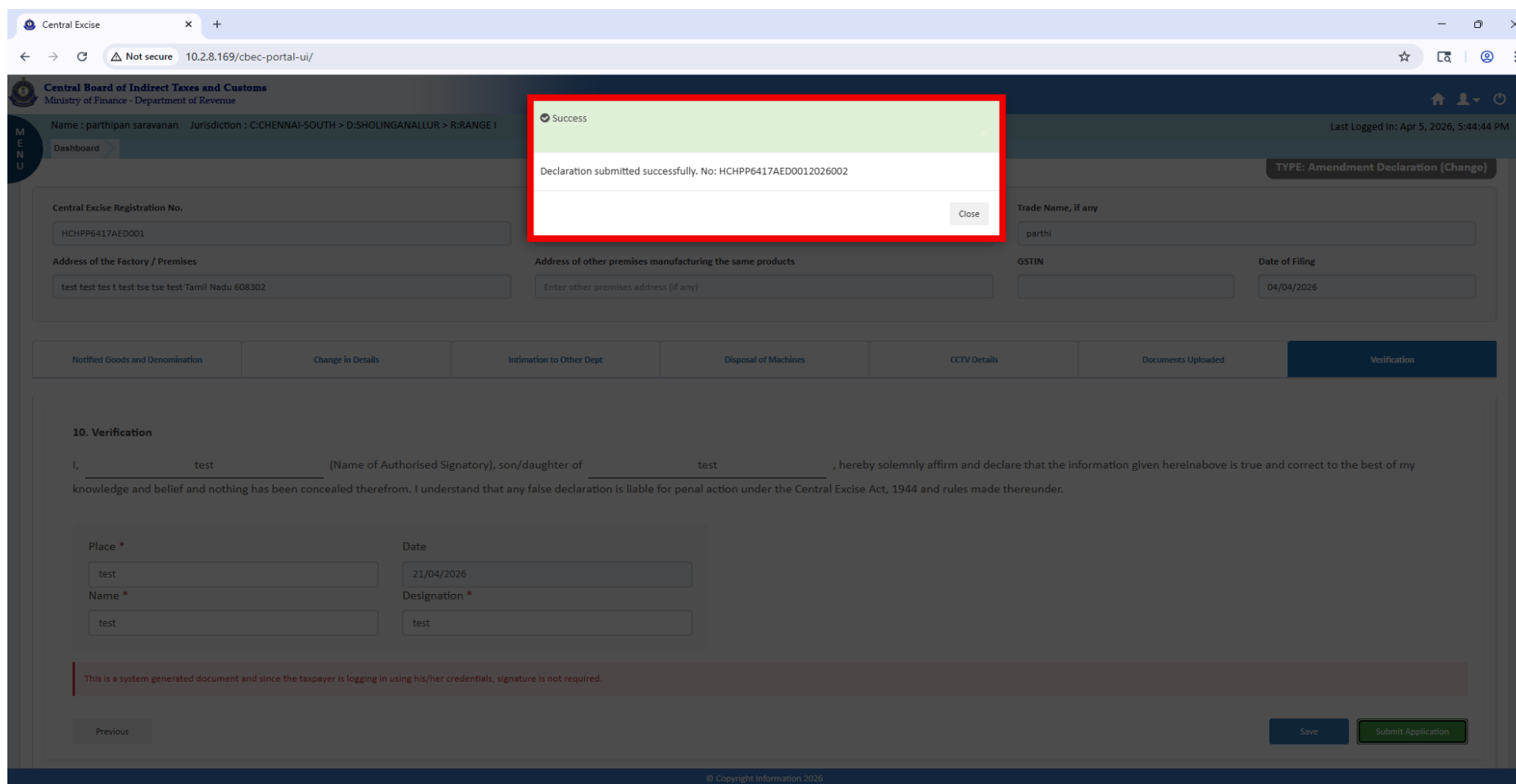
© Copyright information 2026

28°C Mostly sunny 11:49 16-04-2026

11.3. On clicking “save” button, the changes made in respect of the “CCTV Details” tab will be saved and the following message namely “CCTV Details Saved Successfully” will appear.

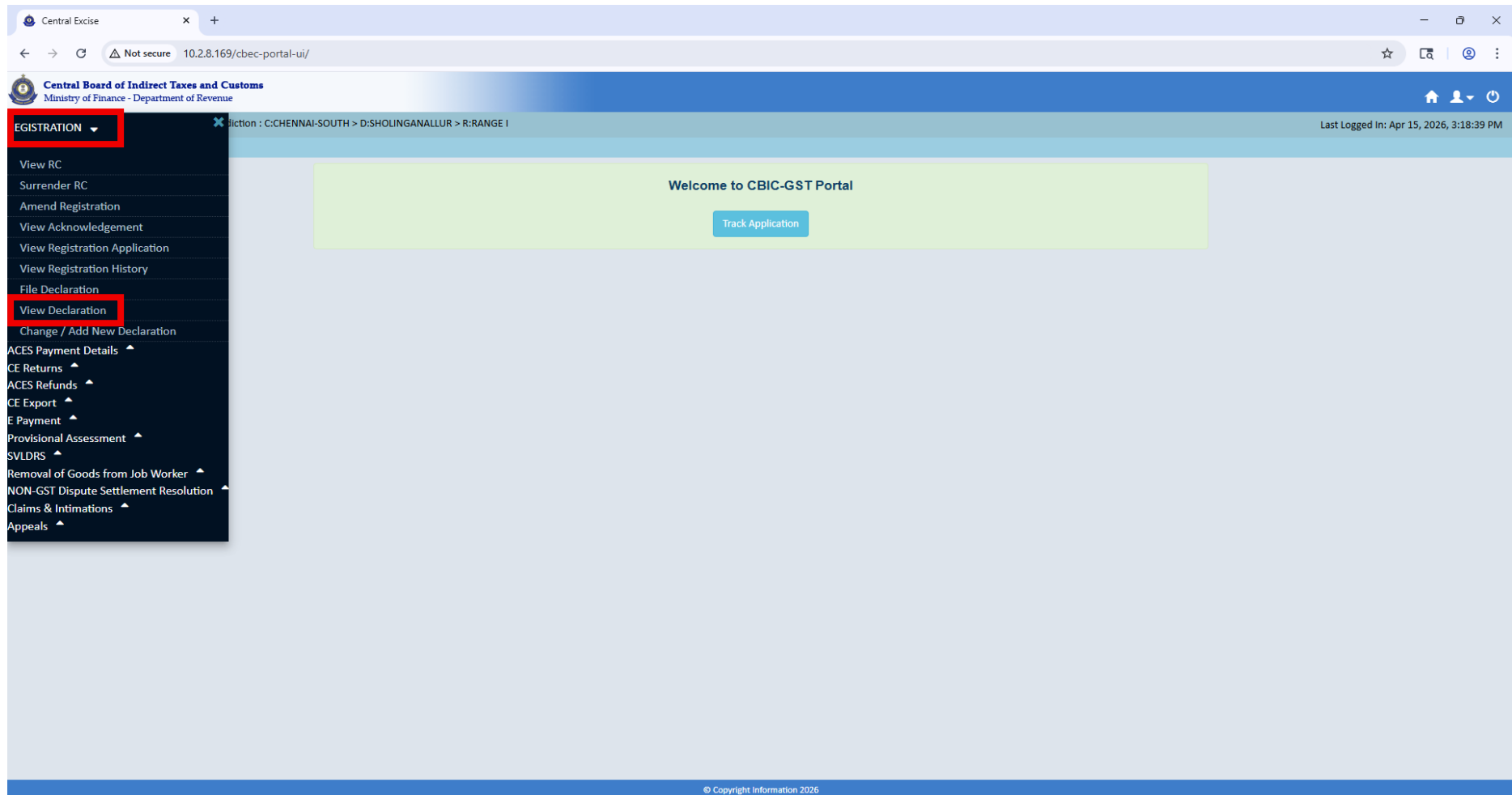


11.4. Once the relevant documents are uploaded and 'Verification' is done, the taxpayer needs to save the details by clicking on "Save" button and can submit the application by clicking on "Submit Application" button. Then the following page with the message "Declaration submitted successfully" with Declaration number will appear (Declaration number will end with the digit > 1 which is based on the number of the Declarations filed).



## 12. GENERAL :

In both the cases namely “Change in Declaration (Rule 6(3))- Change in Parameters” AND “New Installation/Addition/Commencement of operation of any machine (Section 6(3))”, after submission of the Declaration, Taxpayer can **view** the filed declarations by navigating to MENU>REGISTRATION>VIEW DECLARATION.



The screenshot displays the CBIC-GST Portal interface. The browser address bar shows the URL [10.2.8.169/cbec-portal-ui/](http://10.2.8.169/cbec-portal-ui/). The page header includes the Central Board of Indirect Taxes and Customs logo and the text "Ministry of Finance - Department of Revenue". The user is logged in as "RANGE I" from "CHENNAI-SOUTH" and "SHOLINGANALLUR". The "EGISTRATION" menu is expanded, and the "View Declaration" option is highlighted with a red box. The main content area displays a "Welcome to CBIC-GST Portal" message with a "Track Application" button. The footer contains the copyright information "© Copyright Information 2026".

12.1. The following page will appear with the details of declarations filed so far. By clicking on the Declaration Number (which is hyperlinked), taxpayer can view the relevant declaration.

The screenshot displays a web browser window with the URL [10.2.8.169/cbec-portal-ui/](http://10.2.8.169/cbec-portal-ui/). The page header identifies the user as Raguraman Alias Azith N, with jurisdiction C:CHENNAI-SOUTH > D:SHOLINGANALLUR > R:RANGE I. The page title is "LIST OF CE DECLARATIONS".

Sl No.	Declaration No.	Date of Submission	Declaration Status
1	<a href="#">CHTPR0365MEM0032026009</a>	16-04-2026	Pending Confirmation
2	<a href="#">CHTPR0365MEM0032026008</a>	04-04-2026	Order of Computation
3	<a href="#">CHTPR0365MEM0032026007</a>	02-04-2026	Order of Confirmation
4	<a href="#">CHTPR0365MEM0032026006</a>	02-04-2026	Order of Confirmation
5	<a href="#">CHTPR0365MEM0032026005</a>	02-04-2026	Order of Confirmation
6	<a href="#">CHTPR0365MEM0032026004</a>	01-04-2026	Order of Computation
7	<a href="#">CHTPR0365MEM0032026003</a>	01-04-2026	Order of Confirmation
8	<a href="#">CHTPR0365MEM0032026002</a>	01-04-2026	Order of Confirmation
9	<a href="#">CHTPR0365MEM0032026001</a>	02-02-2026	Order of Confirmation

Navigation: « Previous 1 Next »

© Copyright Information 2026


System tray: 29°C Mostly sunny, Search, Windows taskbar, ENG IN, 12:11 16-04-2026

12.2. The Declaration filed can also be downloaded by clicking on download button in green colour which is available at the right side top corner.

The screenshot shows the Central Excise portal interface. At the top, the user is logged in as Raguraman Alias Azith N, with jurisdiction C:CHENNAI-SOUTH > D:SHOLINGANALLUR > R:RANGE I. The dashboard includes a 'Download PDF' button highlighted in a red box. Below the dashboard, there are several menu items: 'Notified Goods and Denomination', 'Details of Machines Available', 'Details of the intimation of the machines furnished to other departments', 'Details of CCTV surveillance system installed in the premises', 'Disposal of Machines', 'Documents Uploaded', 'Verification', and 'Officer Observation'. The main content area displays a table titled '3. Details of Notified Goods and Denomination of Retail Sale Prices to be manufactured during the financial year'. The table has 5 columns: Sl. No., Tariff item, Description of Goods, Brand Name(s), and Denomination of Retail Sale Price. There are 9 rows of data in the table.

Sl. No.	Tariff item *	Description of Goods [e.g., Chewing Tobacco] *	Brand Name(s) *	Denomination of Retail Sale Price *
1	24039910	CHEWING TOBACCO	Brand New	2500
2	24039910	CHEWING TOBACCO	test	235
3	24039930	JARDA SCENTED TOBACCO	sdhg	632
4	24039910	CHEWING TOBACCO	dfgdf	456
5	24039930	JARDA SCENTED TOBACCO	dfhg	436
6	24039930	JARDA SCENTED TOBACCO	fhfgj	34675
7	24039910	CHEWING TOBACCO	325	235235
8	24039910	CHEWING TOBACCO	fgjgfi	658
9	24039990	GUTKHA	Test	1258

### 12.3. Sample PDF



**1. Basic information**

Central Excise Registration No.	CHTPR0365MEM003	Date of Filing	16/04/2026
Legal Name	Raguraman Alias Azith N	Trade Name	Bosco & Co
GSTIN		Address of the Factory / Premises	Gst Bhawan Test Test Test Test Test Test Tamil Nadu 609606
Address of other premises		Declaration Type	Change in Declaration

**2. Notified Goods and Denomination**

Sl. No.	Tariff Item	Description of goods	Brand Name	Retail Sale Price
1	24039910	CHEWING TOBACCO	Brand New	2500
2	24039910	CHEWING TOBACCO	test	235
3	24039930	JARDA SCENTED TOBACCO	sdhg	632
4	24039910	CHEWING TOBACCO	dfgdf	456
5	24039930	JARDA SCENTED TOBACCO	dfhg	436
6	24039930	JARDA SCENTED TOBACCO	fhfgj	34675
7	24039910	CHEWING TOBACCO	325	235235
8	24039910	CHEWING TOBACCO	fgjgjfj	658

4/16/26, 12:13 PM FORM CE DEC-01

Sl. No.	Tariff Item	Description of goods	Brand Name	Retail Sale Price
9	24039990	GUTKHA	Test	1258

about:blank 4/6

4/16/26, 12:37 PM FORM CE DEC-01

**7. Documents Uploaded**

Sl. No.	Description	File
1	Technical Specification Sheet of Machines (Manufacturer's Manual)	No file uploaded
2	Certificate from Chartered Engineer (certifying speed and capacity of the machines)	Form CE PMT-01.pdf
3	Layout Plan of the Factory indicating machine locations	Form CE PMT-01.pdf
4	Other Department Intimation Declaration	No file uploaded
5	Others	HSNS_REG_RECEIPT.pdf

**8. Verification**

I, **test** (Name of Authorised Signatory), son/daughter of **test**, hereby solemnly affirm and declare that the information given hereinabove is true and correct to the best of my knowledge and belief and nothing has been concealed therefrom. I understand that any false declaration is liable for penal action under the Central Excise Act, 1944 and rules made thereunder.

**Place:** test **Name:** test  
**Date:** 03/04/2026 **Designation:** test

about:blank 5/6